


## + Hospitality

I will be looking for people to bring treats for each meeting of the Braided River Quilts this year, 2014-2015. Please sign up on the sheet that will be at the August meeting. Doors open at 6 pm, treats are available until 6:45 pm and then we'll settle in for the meeting's opening.

Thanks! -Janet Hall



## Internet

Check our website, [www.brquilters.org](http://www.brquilters.org) for the latest news as well as an electronic copy of this, the one-and-only issue of the newsletter. There is a "members only" secure section of the website established. The ID is \*\*\*\*\* and the password is \*\*\*\*\*. Please keep this information secure. Also available -- the Sew and Tell form - save yourself a few minutes & print it and fill it out ahead of the meeting.

-Kathryn Gribben

## + Show & Tell

Sign up for show and tell before the meeting -- it helps us keep things straight when putting the photos\* online for all to see.

**Forms** are available for you to print and fill out in advance, *or* pick one up at the membership table when you sign in.

\*Photographer still needed -- let Deb know if you are interested! It's 'easy peasy'!

Barb Kenney

## Letter from Your President, Deb

Another beautiful summer is passing quickly and the next 'season' for Braided River is almost upon us. Your board has been working hard to ensure another fabulous year, with a challenge, charitable endeavor, *retreat!*, and of course, lots of programs and workshops for your benefit.

Alas, there remain a few holes in the board however, so please step up and volunteer in order to make the meetings flow more smoothly, with all the fun we've come to expect. As of yet, there is still a need for a **photographer** for our show and

tell portion -- duties include taking a photo of the quilt and uploading it to Snapfish I believe (although if you've got a better site, go for it), and providing the link to our wonderful webmaster, Kathryn, for publication.

Also vacant is '**door prizes**' -- was your name called over the past year or two? Wasn't that *fun* to get something? One or two people could take this on and make it their own -- have one prize or a dozen per meeting, or have one drawing

continued on 4



## Pillowcase Service Project:

-Tami Maxwell and Alice Cunningham


### 2014-2015 Service Project

I want to thank all the members who donated pillowcases last year. The total count donated to Lutheran Family Services was 127. The team at LFS who receive, process, and distribute the pillowcases to the foster children are so appreciative: "Words cannot express our gratitude for your commitment to helping these children"... and "Gifts like yours help to sustain vital permanency and well-being programs..." We really do make a

difference in the lives of foster children in our community with these very simple pillowcases. YOU LADIES ROCK!!

We will continue with this Service Project for another year. I will be accepting pillowcases at each meeting throughout the 2014-2015 calendar year and, in October, please join us for an early meeting time on the 28th to make pillowcases here at the church.

Thank you again for your time, talents, and donations.



From Carol Brandt, NSQG, regarding [Threads Across Nebraska registration](#):

Please let everyone in your guilds know that the quilt registration form is available on the NSQG website at <http://nsqg.org/activities/threads/>. There is a "click here" for the registration form close to the bottom of the page.

This is the 10th Annual event so we're hoping to make it a spectacular show, and would love to have quilts represented from all the guilds.



## + Challenge: -Char Gustin

I have thought about this a while and want to have something easy and fun. So-o- here's your challenge – make something using the following parameters:

1A: Size: 144 inches or less in circumference. This could be any shape you desire. **OR**

1B: Size: about 40 by 60 inches – size of a child's quilt or throw.

I am giving you two choices so you can do either – design a wall hanging for yourself or make a small quilt for Linus project or both.

2. The theme of the quilt must start with any initial of your name --

most of use have 3 choices. CEG – cat, cowgirl, cheese – evergreens, elephants – ghost, giraffe, etc., etc.

3. Some of the colors in the quilt must be from other initials in your name. To find color by alphabet go to [www.color-ize.com](http://www.color-ize.com), so no excuses for not finding a color!!!!

I'd like to say major colors in the quilt, but that might not work with your theme. Don't turn this into an expensive project. It's for fun – use your stash as much as possible.


Does anyone want a group to work with? We can do that – let's discuss that at the first meeting.

## Angel Quilts:

+ --Gretchen Reid and Marie Starbuck

Members of our guild make small quilts to be presented to women who lose their baby either from a miscarriage or other type of death. Often these quilts are used for a memory box. When the quilts are finished they are brought to the meeting and labels are stitched on that say "Budded on Earth to bloom in heaven". The small quilts are brought to the hospital - both Midlands and Bellevue Medical Center - and nurses present them to the patients. Included with the quilt is a card that tells where the quilt comes from and a description of our guild.

These quilts are made with appropriate fabric and designs. Some ladies like to applique, some like to make an angel in the block but the choice is an individual preference.



## President:

per quarter -- whatever you like. Local shops have been generous, and nice donations to the country store have found their way into the gift pile. There's also a budget set aside for some purchases.

The **opportunity quilt** is slowly coming together (that's my on-the-go project this summer - finishing my block!). It will take a number of helpers to display it and sell tickets, but only one or two to coordinate the effort.

History in the making -- that's what we are doing at this very moment. Our twentieth year as a guild is rapidly approaching - next year, Sept 22<sup>nd</sup> to be exact, marks our vicennial celebration. (Latin *does* come in handy! Thank you, son.) Won't you help document that 19<sup>th</sup> year by stepping in as **Historian**?

Thank you once again, in advance, for your cheerfulness, quiet attention to speakers during the meeting, and for helping return the room to 'before meeting' neatness - pushing in chairs, picking up litter, etc.

Blessings to all who are continuing to "appreciate and enjoy quilting, forming bonds of friendship through participation and sharing the art and craft of quilt making, and to the public education of the historical value of quilting in American Life."\*

Warmly,  
Deb

\*From the Braided River Quilters By-Laws, now available on our website

## Membership:

Donna Kempkes and  
Tammy Magill

We have ten new members and thirteen on the waiting list. Be sure and welcome all our new members in August! And when you check in at the first meeting, there's an opportunity to order a Braided River nametag if you haven't already or need a replacement!

Programs  
-Susan  
Schwalm &  
Lynn Bader

**8/26/2014** Ice Cream Social & Mixer

**9/23/2014** Linda Chaney is the co- author of **Contain It! English Paper-Pieced Style Accessories** with her daughter Laura Chaney Gerth. The mother-daughter team published their book in 2014 on the construction methods they created. They began collaborating in 2005 when Laura was planning her wedding and wanted to make quilts for her bridesmaids and soon to be in-laws.

- 9/23/2014-Workshop on basic process of constructing containers using machine and hand sewing methods.
- Hours 9-3
- Cost \$25.00
- Supply List on the web site

**10/28/2014** Service Project working meeting. **Special Meeting hours 4-9 PM.** Bring a sandwich, sewing machines, irons and fabric stash and create pillow cases with a new pattern (or the one you are familiar with) for Lutheran Family services.

**11/25/2014** Dori Settles is a Fiber and Glass artist who markets her creations under the Funky Dori name. Dori likes to manipulate and experiment with fabric using different techniques that lead to the creation of her projects. Her creations are available at the Smiling Turtle Art Spot and classes are available in the Smiling Turtle workshop.

**1/27/2015** Scott Flanagan, pattern designer working at Country Traditions in Fremont brings his trunk show of current and new patterns.

**2/24/2015** Jennifer Perkins- NQA Certified Quilt Judge will present "What the Judge Sees" Lecture and trunk show. Jennifer will comment on what a judge looks for in a quilt and why one quilt is selected over another as the winner. She will also let you in on little judging secrets to help your next quilt be a ribbon winner. The lecture will be combined with a trunk show.

**3/24/2015** Cut Up and Quilt – CUAQ Therapy presentation and items for sale

- 3/24/2015 workshop

**4/28/2015** Karen Burns, creator and owner of Warped Spinster patterns will present trunk show of her patterns.

- 4/28/2015 workshop

**5/26/2015** End of the year dinner and installation of new officers.

